

HERZEN UNIVERSITY: ESSENTIAL GUIDE FOR INTERNATIONAL APPLICANTS AND STUDENTS





CONTENTS

MIGRATION POLICY.....	5
DACTYLOSCOPY.....	15
MEDICINE.....	19

Санкт-Петербург
2025

MIGRATION POLICY



General information for all international students

Before arriving in Russia:

- Prior to departure, ensure that your international passport is valid.
- You are required to bring the original copies of your educational documents, along with their supplements and, if applicable, certified Russian translations.
- Your passport must be valid for at least 18 months from the date of entry into Russia.
- Your passport should contain at least two blank pages for the visa issuance and border crossing stamps.



Information for students from visa-free countries


A student visa to Russia is not required for citizens of Azerbaijan, South Ossetia, Belarus, Kazakhstan, Kyrgyzstan, Moldova, Tajikistan, Ukraine, Armenia, Uzbekistan, or Russia (in cases where individuals hold dual citizenship, including Russian and a foreign nationality)*.

*Information taken from the Agreements concluded by Russia as of 05/07/2024.

Citizens of all other countries

Citizens of all other countries are required to obtain a single-entry student visa from the Russian Consulate in their home country prior to arriving in Russia.



- 
- First, verify the validity of your student visa. It should be valid for at least 2.5 to 3 months from the date of entry, ensuring sufficient time to complete the registration process with the migration authorities, prepare the required documents, pay the state fee for extending your single or multiple-entry student visa, and submit the documents for review by the Ministry of Internal Affairs of Russia.



- The Russian Ministry of Internal Affairs issues student visas for the duration of up to 12 months.

- The Russian Ministry of Internal Affairs requires the submission of a complete set of documents at least 20 working days prior to the expiration date of the student visa.

- Entry to Russia is prohibited with an expired student visa. Visas are not issued at the airport; a visa must be obtained prior to arrival in Russia.

- The validity of a student visa cannot exceed the validity of your passport.

- The passport must be valid at least 1.5 years from the start date of the student visa.



Crossing the border into Russia:

An invitation for entry into Russia to study at the university is issued electronically and sent to the email address of the invited international student (applicant). ✉

Upon receiving the invitation via email, you must confirm its receipt by replying and providing your planned arrival date. You should enter Russia as soon as possible after receiving the invitation.

If you have already purchased a ticket, please attach a copy of the ticket to the email. 📄



As the purpose of your trip is to study, please ensure that the 'Purpose of entry' field on your migration card states 'Study'. The options 'Work' or 'Private' should not be underlined or selected.

Each time you enter Russia, you are required to complete a migration card. Important: The date of entry (i.e., the day you cross the border) must be clearly indicated on the migration card.

If, during passport control, the purpose of entry other than 'Study' is indicated or underlined on the migration card, you must immediately contact the border service officer at the location where the migration card was issued to request a correction.

Purpose of entry → Study

Check the purpose of entry, during passport control

Indicate date of entry

Failure to correct an incorrectly stated purpose of entry will violate the rules of staying in Russia. As a result, you will not be able to be accommodated in university housing or registered for migration purposes.

Upon crossing the border, your migration card will be stamped. The migration card is valid for the entire duration of your stay in Russia. Upon departure, the card must be surrendered at border control, and a new one will be issued upon re-entry.

Upon arrival in Russia:

All students, regardless of nationality, must visit the International Students Department at

📍 6 Kazanskaya Str.
on the first working day after arrival.

You are required to bring your:

- Passport
- Migration card
- Documents verifying your previous education
- Two 3x4 cm photographs

Registration is an ongoing requirement.

This means that every time you re-enter Russia, change your address, check into a hotel/hostel, or even get admitted to a hospital, your previous registration will be canceled. This means you must re-register at your new place of stay within **three working days**.

To extend your period of temporary stay in Russia

- You must submit a request for an extension from the university.
- The university will forward the application to the migration department of the territorial body of the Ministry of Internal Affairs of Russia no later than 20 days before your current temporary stay expires.
- The following documents must be submitted along with the application:
 - your identity document and its copy (all pages)
 - your migration card and its copy.
 - a document confirming your admission to the university or the transfer to a new educational program, including a change in the academic degree level.








Mandatory registration at the place of residence and migration registration

If you plan to live in a private apartment:

1. You must enter into a **lease agreement** with the owner of the apartment.
2. The owner of the apartment must ensure registration at the place of residence within **7 days**. You can submit documents to the territorial department of the Ministry of Internal Affairs, or to the office of the multifunctional center at your place of residence.
3. To register **for migration registration**, you must contact the owner of the apartment. You can **submit documents** through the MFC, the State Services portal, Russian Post, and the Federal Migration Service.






Documents required for migration registration

-  Migration card and a copy
-  Passport and its copy (all pages)
-  Certificate of study. You can request the certificate through your account and pick it up at 6 Kazanskaya Str. after receiving the confirmation of its readiness
-  Residential lease agreement
-  Student agreement or a referral from the Ministry of Science and Higher Education of Russia (certified copy)

If you plan to live in a dormitory or in the Interuniversity Student City (hereinafter referred to as ISC):

1. You must sign an **agreement with the dormitory**.
2. **On the day of check-in or no later than the next working day, you should contact the migration support department (at the address: Kazanskaya St., Bldg. 6) to complete the documents and submit them for migration registration.**

Documents required for migration registration

-  Migration card and a copy
-  Passport and its copy (all pages)
-  Certificate of study. You can request the certificate through your account and pick it up at 6 Kazanskaya Str. after receiving the confirmation of its readiness
-  Agreement with the hostel (ISG)
-  Student agreement or a referral from the Ministry of Science and Higher Education of Russia (certified copy)



Permitted period of stay in Russia without registration and migration registration*:

For citizens of the following countries:

- 15 calendar days – Tajikistan, Uzbekistan
- 30 calendar days – Kazakhstan, Kyrgyzstan, Armenia
- 90 calendar days – Belarus

Citizens of other countries (including EU countries) are required to register with the migration authorities within seven working days of crossing the border.

* The information is based on agreements concluded by Russia as of 07.05.2024

Responsibility for the absence of migration registration

The absence of migration registration is an offense for which administrative liability is provided:

- ✗ Fine
- ✗ Deportation from Russia



DACTYLOSCOPY

Within 90 days from the date of entry into Russia, foreign citizens are required to undergo the following procedures:

1. Mandatory fingerprint registration and photography (a one-time requirement).
2. Medical examination.



On 29 December 2021, provisions of Federal Law No. 274-FZ, dated 1 July 2021 'On Amendments to the Federal Law on the Legal Status of Foreign Citizens in the Russian Federation' and the Federal Law 'On State Fingerprint Registration in the Russian Federation' came into effect. These amended laws require foreign citizens and stateless persons (with some exceptions outlined below) who enter Russia after 29 December 2021, to complete the following procedures within 90 days of arrival:

1. Mandatory fingerprint registration and photography (a one-time requirement).
2. Medical examination.

Required steps

Undergo a medical examination

- 📍 at the Unified Documents Center LLC
- 📍 at the following address: St. Petersburg, Krasnogo Tekstilshchika St., Building 10-12, Bldg.

Provide the results of the medical examination.

⚠️ **ATTENTION!** Make sure that the information about the medical examination is entered into the database (this service may be subject to a fee).

Undergo fingerprint registration and photographing

- 📍 at the Migration Department of the Main Directorate of the Ministry of Internal Affairs of Russia for St. Petersburg and the Leningrad Region
- 📍 St. Petersburg, Krasnogo Tekstilshchika St., Building 10-12, Bldg. 2 (entrance #2)

🔗 For more detailed information, please visit the website of the Unified Documents Center LLC

<https://www.7771000.ru/services/daktiloskopiyaimedosvidetelstvovanie/>



Exempt from procedures:

The following individuals are exempt from the mandatory medical examination, fingerprint registration, and photography:

- ◆ Citizens of the Republic of Belarus.
- ◆ Family members of international organization officials, as well as employees of diplomatic and consular missions in Russia.
- ◆ Foreign citizens holding dual citizenship, one of which is Russian.
- ◆ Foreign citizens with a temporary or permanent residence permit (RVP, VNZh).



Penalties for non-compliance



Failure to complete the required procedures within the specified timeframe will result in a reduction of your **authorized stay in Russia**.



In certain cases, foreign citizens who fail to fulfill the above requirements face a **decision on the undesirability of their stay/residence in Russia**. Additionally, a decision may be made to **deny entry to Russia** if, following the medical examination, it is determined that:

- The individual has used narcotic drugs or psychotropic substances without a prescription, or has used new potentially dangerous psychoactive substances;
- The individual is diagnosed with HIV or suffers from another infectious disease that poses a threat to public health.



18



MEDICINE

To stay in the Russian Federation, you must:



It is mandatory to purchase a **voluntary health insurance policy (VHI)**.



The University recommends choosing one of the three insurance companies with which an agreement has been concluded

1. Insurance Joint-Stock Company **RESO-Garantiya**.
2. Joint-Stock Company **Gas Industry Insurance Company**.
3. Limited Liability Company **RSO EUROINS**.

You can find full information on how to apply for a VHI policy on the website of the Herzen State Pedagogical Univ.

<https://www.herzen.spb.ru/> in the section:

Home - About Us - University Structure - Centers - Центр интернационализации и работы с иностранными обучающимися РГПУ им. А.И. Герцена - Department for Support of Foreign Students.

In case of any complaints about your health, you should contact the insurance representative of the selected insurance company for medical assistance. Barrier medical examination

19

Mandatory “Barrier” medical examination

- at the “Unified Document Center” at the address:
- St. Petersburg, Krasnogo Tekstilshchika St., 10-12, lit. B

For citizens arriving from

neighboring countries:	non-CIS countries
Appointment (examination, consultation) with a general practitioner/ pediatrician/infection specialist	
Appointment (examination, consultation) with a gynecologist/urologist (without taking smears)	
Taking blood from a peripheral vein	
Blood tests for Form 50 (HIV infection)	
Blood for MKP, RW (syphilis)	
Fluorography	
General urine analysis	
—	Stool tests for helminths and protozoa
—	Testing residual urine for schistosomes
—	Microscopic examination of a “thick drop” smear for malaria plasmodium

How to make an appointment with a doctor:

- ▶ Directly with the clinic’s doctors (at the clinic’s reception)

Recording available:
From 8:00 to 20:00 (weekdays)
From 9:00 to 15:00 (Saturday)

- ▶ Through an insurance company under your voluntary health insurance (VHI) policy

Documents required for the appointment:

- VHI policy or confirmation of your willingness to pay for the medical service at the clinic’s payment desk
- passport

